













Technical Support

PARTS

Fittings – May be purchased as a kit or individually

S.E.T.I. Parts Kit

<p>060-0650 3 pc. 5/16" furrel for main line fittings (Compression Ring)</p> 	<p>060-052- Short 3 pc. each 060-052- Long 1/8" x 1/8" cube (Reducing Nipple Elbow)</p> 	<p>060-046 5 pc. Secondary straight (Male stud 1/8" x 3/16")</p> 	<p>060-040 5 pc. Secondary Connector (Coupling Straight 3/16" x 3/16")</p> 
<p>060-0630 8 pc. 3/16" furrel for 046/049 (Compression Ring)</p> 	<p>060-051- Short 3 pc. each 060-051- Long 1/4SAE x 1/8" Cubes (Reducing Nipple Elbow)</p> 	<p>060-042 3 pc. Straight Cube (Reducing Nipple-Straight 1/4SAE x 1/8")</p> 	<p>060-037 2 pc. Mainline Elbow (90° Elbow Connector 1/4" x 5/16")</p> 
<p>060-061 8 pc. Insert 5/16" – mainline</p> 	<p>060-049 5 pc. secondary line elbow (90° Elbow Connector 1/8" x 3/16")</p> 	<p>060-041 2 pc. Mainline connector (Coupling Straight 5/16")</p> 	<p>060-032 2 pc. Mainline straight (Male stud Coupling 1/4" x 5/16")</p> 

Scale of Grid: 2 boxes= 1 cm, 5 boxes= 1 inch

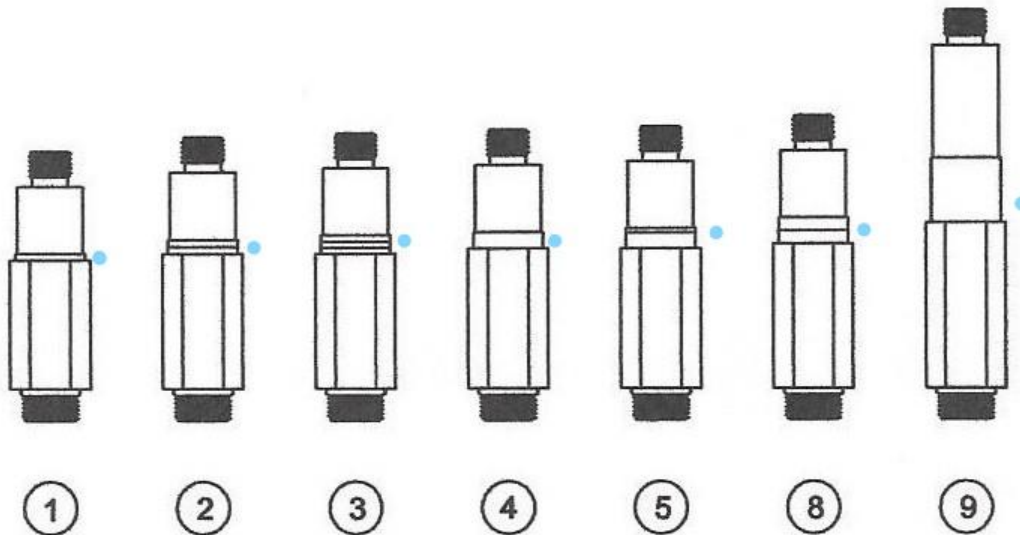
SETI Exclusive Refilling Kit



The SETI hand pump kit includes a convenient:

- Male quick connector for the hose to the pail lid to eliminate air before filling the pump
- Female quick connect for the hose to the Ecostar pump
- Boot to prevent plastic pail debris from entering the system, and
- A heavy-duty hand pump.

Meters – the size of the meter is determined by the number of rings between the hex body and the cylindrical top, not the stamp on the meter.



(from Ecostar Manual, Ed. 12/12)

Meter Sizes 1-9

Grease Pump Parts – see Component Operating Principle – Grease Pump

Contact SETI at 905-878-7161 For Parts Not Listed above.